

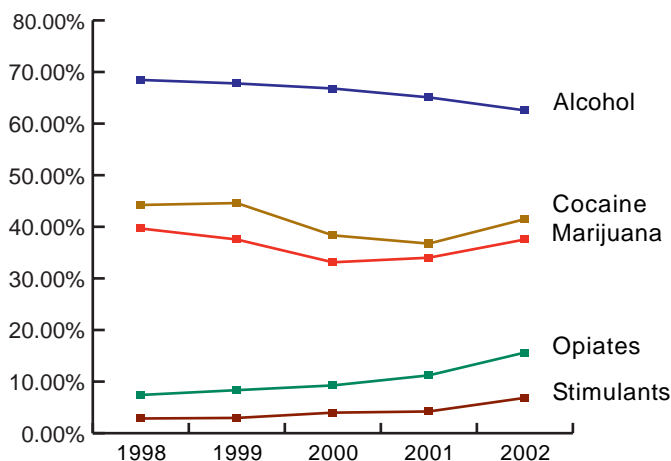
# THE SAT REPORT

Satish Kedia, PhD, Institute for Substance Abuse Treatment Evaluation (I-SATE), The University of Memphis

## Substance Abuse Patterns in Tennessee from 1998 to 2002

This report outlines substance abuse patterns in Tennessee based on five calendar-year (1998-2002) admissions to publicly funded alcohol and drug abuse treatment facilities. The data were analyzed based on unduplicated clients and their reported abuse of multiple substances. Substance abuse patterns across several subcategories, such as gender, ethnicity, urban and rural clients, adolescents, and pregnant women are also illustrated.

Figure 1. Five-Year Substance Abuse Patterns in Tennessee



### Data Source

The data were collected upon admission to publicly funded facilities and were compiled by the Bureau of Alcohol and Drug Abuse Services (the Bu-

reau), a unit of the Tennessee Department of Health. The Bureau collaborates with the Institute for Substance Abuse Treatment Evaluation (I-SATE) Project at The University of Memphis

to carry out monitoring and outcome evaluation research.

### Trends in the General Population

Alcohol is the most commonly abused drug among the study participants (Table 1). However, the percentage of clients reporting abuse slightly declined across the five years of the study, from 68.46% in 1998 to 62.56% in 2002 (Figure 1).

Cocaine ranked second among abused substances, although rates of abuse declined from 44.23% in 1998 to 41.49% in 2002.

### Highlights

- Alcohol remains the most abused substance in Tennessee.
- Rates of alcohol and cocaine abuse declined over the five years of the study.
- Abuse of opiates such as OxyContin and heroin doubled, and abuse of stimulants such as amphetamines tripled.
- Whites are nine times more likely to abuse stimulants than African Americans.

**Table 1. Drug Abuse Patterns in Tennessee:  
A Five-Year Analysis (1998-2002)**

Substance	1998 N=9911		1999 N=9123		2000 N=9598		2001 N=10214		2002 N=9891	
	n <sup>1</sup>	% <sup>2</sup>	n <sup>1</sup>	% <sup>2</sup>	n <sup>1</sup>	% <sup>2</sup>	n <sup>1</sup>	% <sup>2</sup>	n <sup>1</sup>	% <sup>2</sup>
Alcohol	6785	68.46	6184	67.78	6411	66.80	6647	65.08	6188	62.56
Cocaine	4384	44.23	4069	44.60	3680	38.34	3753	36.74	4104	41.49
Marijuana	3932	39.67	3425	37.54	3179	33.12	3474	34.01	3713	37.54
Opiates	734	7.41	761	8.34	889	9.26	1145	11.21	1546	15.63
Other	628	6.34	576	6.31	563	5.87	699	6.84	676	6.83
Sedatives/Hypnotics	594	5.99	529	5.80	533	5.55	639	6.26	806	8.15
Stimulants/ Methamphetamines	282	2.85	270	2.96	382	3.98	430	4.21	678	6.85
Hallucinogens	91	0.92	95	1.04	93	0.97	94	0.92	164	1.66
Inhalants	133	1.34	87	0.95	46	0.48	56	0.55	59	0.60

Note: The data presented here are based on unduplicated clients in each year.

<sup>1</sup> Value adds up to more than N value because some clients gave multiple responses.

<sup>2</sup> Percentage adds up to more than 100% because some clients gave multiple responses.

Rates for the third most abused substance, marijuana, remained steady, from 39.67% of clients admitting abuse in 1998 to 37.54% in 2002.

Opiate (such as heroin, morphine, and OxyContin) rates doubled from 1998, when 7.41% of clients admitted abuse, to 2002, when the percentage jumped to 15.63%.

Stimulants include amphetamines, methamphetamines, and speed. The abuse of stimulants rose significantly, from 2.85% in 1998 to 6.85% in 2002.

## Gender

Alcohol remains the most common drug of choice among both males and females, although alcohol abuse declined for both groups. In 1998, 72.60% of males and 59.38% of females used alcohol compared to 66.06% and 54.59% in 2002.

Likewise, cocaine was the second most commonly abused drug for both sexes; however little change in cocaine abuse occurred over the five-year study.

The abuse of opiates showed a large increase (Figure 2), jumping from

6.32% in 1998 to 14.24% in 2002 for males and 9.79% in 1998 to 18.81% in 2002 for females.

A sharp increase in stimulant abuse was also noted between 1998 and 2002. While only 3.00% of males were using stimulants in 1998, this number increased to over 6.00% in 2002. Rates of stimulant abuse among females nearly tripled during the reporting period, from 3.03% in 1998 to 8.16% in 2002.

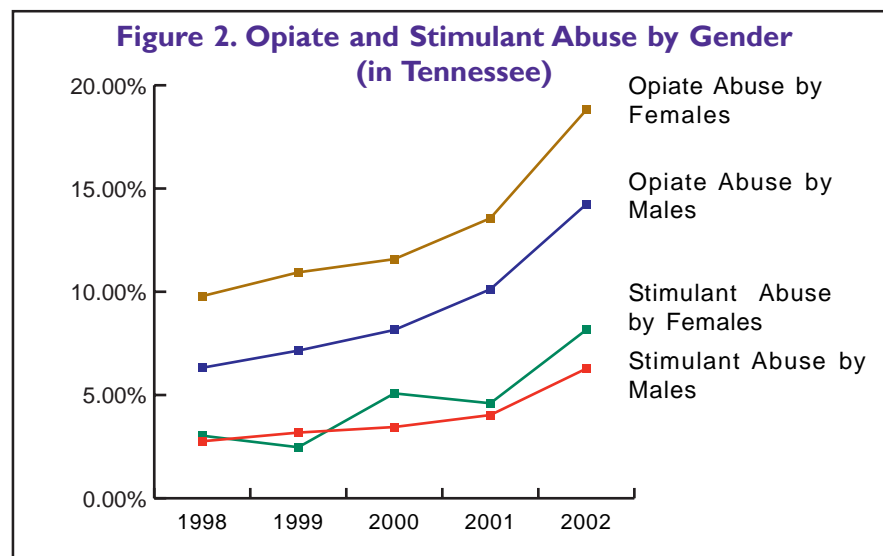
## Ethnicity

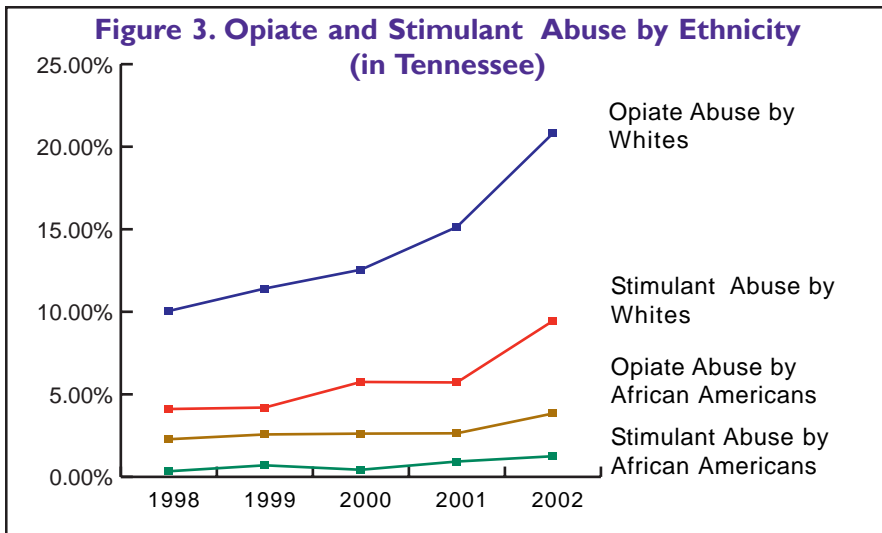
Cocaine is the most commonly abused substance by African American clients

with rates remaining steady over the past five years, fluctuating between 71% and 74%.

Alcohol abuse ranked first among Whites; however, abuse decreased over the study period. In 1998, alcohol abuse among Whites was 69.56%; by 2002 the rate had decreased to 61.06%. For African Americans, alcohol abuse in 1998 trailed cocaine abuse at 66.25%, a rate that varied little over the course of the study.

Opiate abuse rose for both groups (Figure 3), from 2.28% in 1998 to 3.84% in 2002 for African Americans, and from 10.05% in 1998 to 20.81% by 2002 for Whites.





Whites were nine times more likely to abuse stimulants; and moreover, across the five years of the study, rates of abuse of this drug rose among White clients, from 4.11% (1998) to 9.45% (2002). While stimulant abuse among African Americans remains significantly lower than among White clients, overall rates have increased. Abuse rose from 0.34% in 1998 to 1.25% in 2002.

### Rural vs. Urban

Alcohol is the drug most commonly abused by both rural and urban clients. In 1998, 67.42% of rural clients abused alcohol, dropping to 60.92% by 2002.

Urban client rates were 69.36% in 1998 and 65.13% in 2002.

Cocaine abuse is more common in urban areas, although urban clients

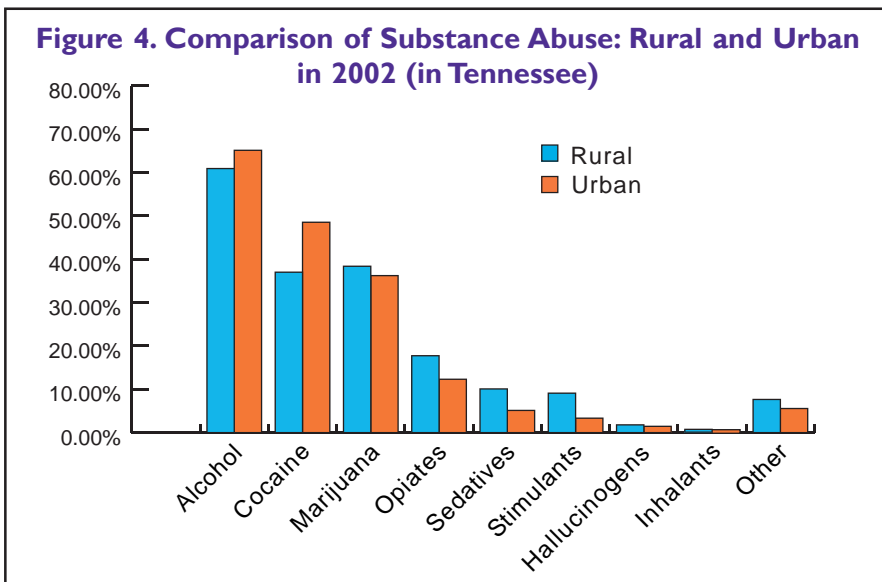
reported abusing the drug at decreasing rates, beginning with a 53.37% abuse rate in 1998 and declining to a 48.53% abuse rate in 2002. Rural clients saw an increase in abuse, from 33.61% in 1998 to 37.01% in 2002.

Rural and urban clients' abuse of opiates/narcotics rose dramatically. In 1998, 7.86% of rural clients reported abusing these substances, a rate rising to 17.74% in 2002. Urban client abuse increased from 7.02% in 1998 to 12.31% in 2002.

Stimulant abuse also significantly increased for both groups, although rural clients have higher rates of abuse, rising from 3.93% in 1998 to 9.10% in 2002. Urban rates rose from 1.91% at the beginning of the period to 3.33% in 2002.

### Group Highlights

- Females are more likely to abuse opiates and stimulants.
- African Americans abuse cocaine more than any other substance.
- Nearly 67% of adolescents reported using marijuana in 2002, the last year of the study.
- For the first four years of the study, cocaine was the most commonly abused substance by pregnant women, but stimulant abuse rose dramatically in the last year.
- Rural clients abused opiates more than urban clients.



### Adolescents

Adolescent abuse of marijuana is significantly higher than that of adults. Nearly 79% of adolescents reported using marijuana in 1998. That rate steadily decreased over the following three years to 58.96% in 2001. However, by the end of the study, marijuana abuse rates went back on the rise, to 66.92% in 2002, resulting in a 32% margin between marijuana and alcohol abuse.

Adolescent abuse of stimulants showed a slight increase from 4.07% in 1998 to 4.98% in 2002.

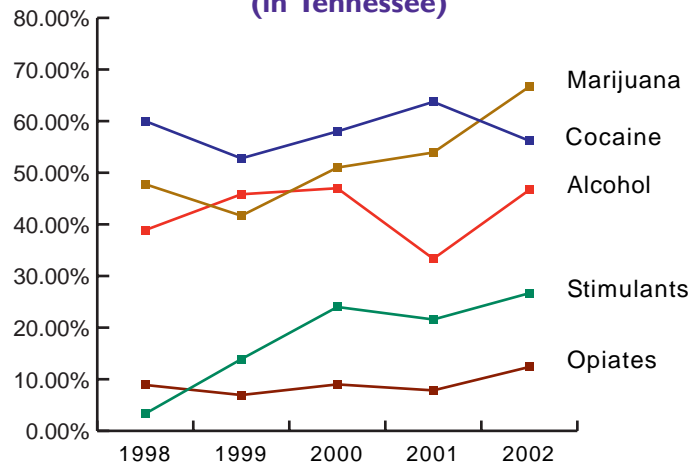
## Pregnant Women

For the first four years of the study, cocaine was the most commonly abused drug by pregnant women. By 2002, marijuana abuse exceeded cocaine abuse (66.67% for marijuana and 56.19% for cocaine) and alcohol was the third most abused substance (46.67%).

Perhaps the most startling finding is the significant increase of stimulant abuse by pregnant women. In 1998, 3.33% of pregnant clients reported abuse, but by 2002, 26.67% admitted abuse (Figure 5).

Opiate and stimulant abuse increased dramatically across all demographic groups over the past five years.

**Figure 5. Substance Abuse among Pregnant Women (in Tennessee)**



*We would like to acknowledge Dr. Stephanie W. Perry, Julie A. Smith, Herb Stone, and Lynn Graham from the Bureau of Alcohol and Drug Abuse Services, Tennessee Department of Health, for their support of this project. We appreciate the contributions of the I-SATE project team: Smitha Dandge, S. Faithé Finley, Sarah Frith, Ava Haynes, Priyanka Jani, Heidi Kenaga, Kavita Kolli, and Linda Sadler.*

*THE SAT REPORT* is copyrighted © 2004 by the Institute for Substance Abuse Treatment Evaluation (I-SATE), The University of Memphis. Suggested citation: Kedia, Satish. (2004). Substance Abuse Patterns in Tennessee from 1998 to 2002. *The SAT Report*, Vol. 1, No. 1, pp.1-4. Institute for Substance Abuse Treatment Evaluation (I-SATE). The University of Memphis.



**316 Manning Hall**  
**Memphis, TN 38152-3390**  
**[www.toads.memphis.edu](http://www.toads.memphis.edu)**  
**901.678.1753**